

Year to Date Waste Stream Summary

Frontera Grill - 445 N. Clark Street

So far this year:



Landfilled	3.23 tons	5.31%
Diverted	57.60 tons	94.69%
Total	60.83 tons	100%

Diverted Material Includes:







Recycled Material:

Special Waste Material:

Paper:	3.23 tons
Plastic:	8.06 tons
Aluminum:	8.06 tons
Glass:	8.06 tons
Cardboard:	1.60 tons

Organics: 28.59 tons

These recycling efforts conserved the following resources:

-  **198,364 kW-hrs of electricity**
Enough to power 16 homes for a full year
-  **559 gallons of oil**
Enough energy to heat and cool 2 homes for a full year
-  **115 gallons of gasoline**
Enough gasoline to drive 3,220 miles
-  **96 mature trees**
Enough to produce 1,189,440 sheets of newspaper
-  **33,810 gallons of water**
Enough to meet the fresh water needs of 1,800 people for a year
-  **184 cubic yards of landfill airspace**
Enough airspace to meet the disposal needs of a community of 2,832 people

The recycling and waste data used in this report is based on actual customer data and historic WM studies.



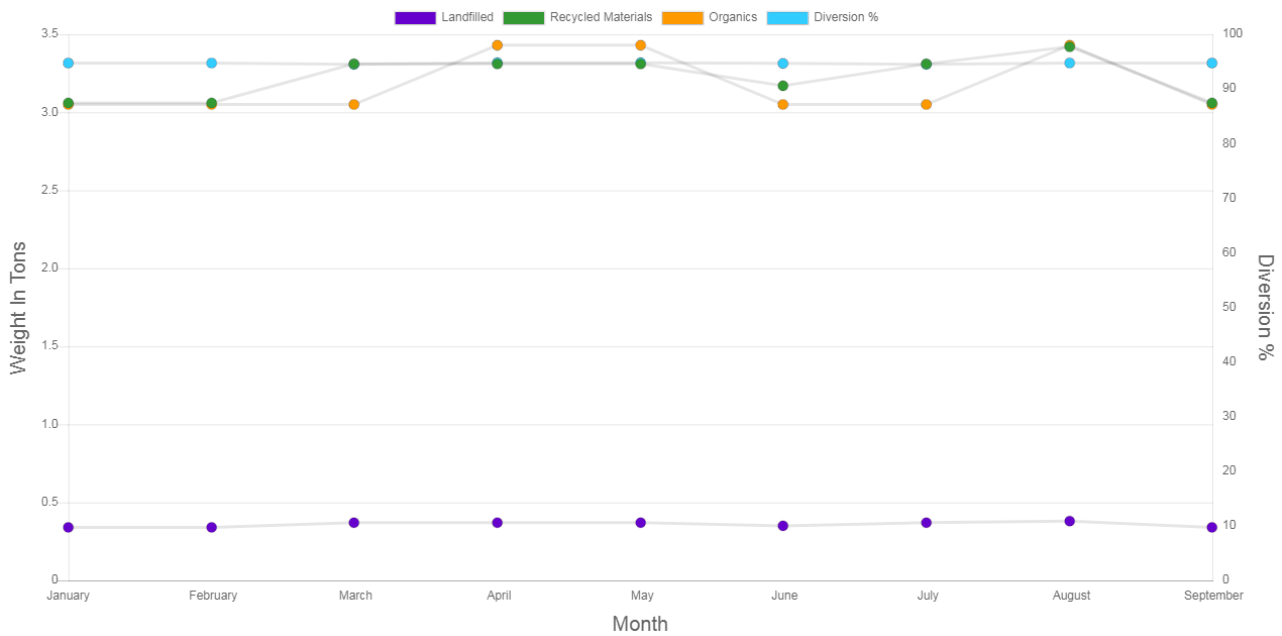
THINK GREEN.®

Monthly Summary

Frontera Grill - 445 N. Clark Street

	Landfilled	Recycled Materials*	Organics	Other	Load Quality	Diversion %
January	0.34	3.06	3.05	0.00	0.34	94.73%
February	0.34	3.06	3.05	0.00	0.34	94.73%
March	0.37	3.31	3.05	0.00	0.37	94.50%
April	0.37	3.31	3.43	0.00	0.37	94.80%
May	0.37	3.31	3.43	0.00	0.37	94.80%
June	0.35	3.17	3.05	0.00	0.35	94.67%
July	0.37	3.31	3.05	0.00	0.37	94.50%
August	0.38	3.42	3.43	0.00	0.38	94.74%
September	0.34	3.06	3.05	0.00	0.34	94.73%
Year-To-Date	3.23 tons	29.01 tons	28.59 tons	0.00 tons	3.23 tons	94.69%

Monthly Summary



*Recycled Materials only refers to the Paper, Plastic, Aluminum, Glass & Cardboard recycled by this facility each month, and excludes any tonnage from the "Special Waste Materials" category reported under "Other".



THINK GREEN.®