

Monthly Waste Stream Summary

Frontera 900 Lena Brava - 900 W. Randolph Street

September 2019



| | | |
|--------------|------------------|-------------|
| Landfilled | 2.33 tons | 30.03% |
| Diverted | 5.43 tons | 69.97% |
| Total | 7.76 tons | 100% |

Diverted Material Includes:







Recycled Material:

Special Waste Material:

| | |
|------------|-----------|
| Paper: | 0.07 tons |
| Plastic: | 0.29 tons |
| Aluminum: | 0.29 tons |
| Glass: | 0.15 tons |
| Cardboard: | 0.51 tons |

Organics: 4.12 tons

These recycling efforts conserved the following resources:

-  **9,564 kW-hrs of electricity**
Enough to power 0 homes for a full year
-  **59 gallons of oil**
Enough energy to heat and cool 0 homes for a full year
-  **13 gallons of gasoline**
Enough gasoline to drive 364 miles
-  **7 mature trees**
Enough to produce 86,730 sheets of newspaper
-  **4,060 gallons of water**
Enough to meet the fresh water needs of 216 people for a year
-  **12 cubic yards of landfill airspace**
Enough airspace to meet the disposal needs of a community of 180 people

The recycling and waste data used in this report is based on actual customer data and historic WM studies.



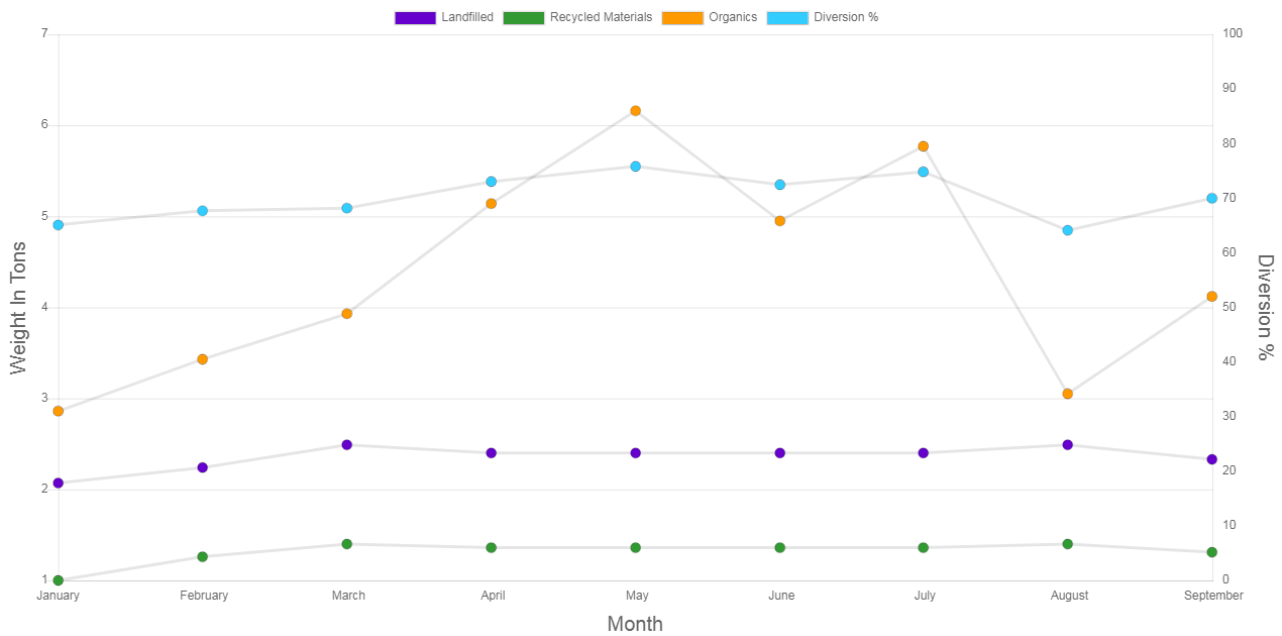
THINK GREEN.®

Monthly Summary

Frontera 900 Lena Brava - 900 W. Randolph Street

| | Landfilled | Recycled Materials* | Organics | Other | Load Quality | Diversion % |
|---------------------|-------------------|---------------------|-------------------|------------------|------------------|---------------|
| January | 2.07 | 1.00 | 2.86 | 0.00 | 0.11 | 65.09% |
| February | 2.24 | 1.26 | 3.43 | 0.00 | 0.14 | 67.68% |
| March | 2.49 | 1.40 | 3.93 | 0.00 | 0.16 | 68.16% |
| April | 2.40 | 1.36 | 5.14 | 0.00 | 0.15 | 73.03% |
| May | 2.40 | 1.36 | 6.16 | 0.00 | 0.15 | 75.81% |
| June | 2.40 | 1.36 | 4.95 | 0.00 | 0.15 | 72.45% |
| July | 2.40 | 1.36 | 5.77 | 0.00 | 0.15 | 74.82% |
| August | 2.49 | 1.40 | 3.05 | 0.00 | 0.16 | 64.12% |
| September | 2.33 | 1.31 | 4.12 | 0.00 | 0.15 | 69.97% |
| Year-To-Date | 21.22 tons | 11.81 tons | 39.41 tons | 0.00 tons | 1.32 tons | 70.71% |

Monthly Summary



*Recycled Materials only refers to the Paper, Plastic, Aluminum, Glass & Cardboard recycled by this facility each month, and excludes any tonnage from the "Special Waste Materials" category reported under "Other".



THINK GREEN.®